



**FIRST
NATIONAL
BATTERY**

THROUGH CARING WE LEAD™


RAYLITE™

M-Solar Batteries



**ISO 9001
SABS IEC 60254 - 1,2**

RAYLITE™ M-SOLAR BATTERY



Positive Plate

The tubular plate construction incorporates lead alloy spines in complete contact with active material, which is retained by an outer gauntlet. This enables the electrolyte to penetrate freely, ensuring a high power output per unit volume.

Top up Level Indicator

Two ribs on the separator guard serve both as level indicators, and to strengthen the guard.

Negative plate

The negative plate is of a highly porous paste on a lead alloy grid. This complements the positive plate construction, providing a balanced performance and superior life.

Separators

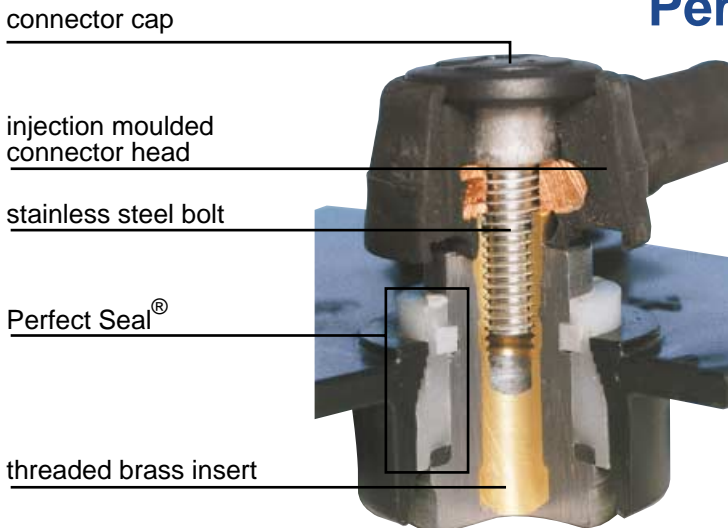
Separators are manufactured from microporous polyethylene and have a generous overlap to reduce the risk of short circuit. They are impervious to acid attack.

Mud Trap

Prevents possible shorting between plates due to active material shedding during the life of the cell.

Container and Lid

The lid is heat-sealed to the container ensuring an excellent bond. This is vital to mechanical strength and safety.



Perfect Seal® Bolt-On Connector

Injection moulded connector head

The bolt-on connector facilitates easy cell replacement. Acid resistant, totally enclosed terminal post, maximum safety. Orifice for voltage readings.

Stainless steel bolt

Corrosion resistant.

Threaded brass insert

Maximises terminal connector conductivity.


Perfect Seal®

A polypropylene pressure bushing seated on a rubber "O" ring, locked in place by a polycarbonate ring. The cell lid is welded to the container, and polypropylene is injection moulded into the post to lid cavity. This design eliminates acid leaks through the post assembly.

Santoprene® Connectors

- Made of thermoplastic rubber
- Acid resistant
- Abrasion resistant
- Fatigue resistant
- Access for easy voltage checking
- More flexible than PVC cable
- Exceptional moulding bond eliminates contamination
- Built in "O" rings
- Easy and simple to connect

Float Level Indicator



Max / Min Mark

Easily visible and simple to read.

Closed Cell Float

Ensures consistent accuracy over cell life.

Battery Specification

CELL TYPE	BATTERY VOLTAGE	CAPACITY @ 25°C C_{100}	BATTERY DIMENSIONS			APPROX MASS	ACID VOLUME LITRES PER CELL
			Length	Width	Height		
MIL 15 S	6V	530 Ah	585mm	182mm	460mm	80kg	5,6
MIL 17 S	6V	600 Ah	585mm	198mm	460mm	91kg	6,3
MIL 21 S	6V	750 Ah	585mm	230mm	460mm	116kg	8,0
MIL 25 S	6V	900 Ah	585mm	262mm	460mm	133kg	8.2
MTL 25 S	4V	1050 Ah	411mm	262mm	530mm	97kg	10,7
MTE 21 S	4V	1380 Ah	415mm	230mm	740mm	127kg	14,0

